



ASBK.COM.AU f t i y

## Round 7 : Phillip Island GP Circuit : October 6 - 8

### HORSELL CONSULTING AUSTRALIAN SIDECAR CHAMPIONSHIP

#### Race 2

Date: 08/10/17  
 Event: R09  
 Weather: Shower - 21.9C  
 Track: Wet - Temp: 23.5C

Started at: 12:24:06  
 Laps: 7  
 Starters: 15  
 Printed at: 12:48

#### PROVISIONAL CLASSIFICATION


Pos	No	Name	Class	Machine	Laps	Race Time	Behind	Fastest Lap	On Lap	Top Speed
1	54	Mick ALTON / Chrissie CLANCY (NSW) / J & C Contracting / DeWith M-sport	F2	Suzuki LCR	7	16:01.383		2:14.702	2	203
2	22	Matthew McKINNON / Brad GORRIE (NSW) / Matty's Spoke Wheels / PC's	F2	Suzuki Peterbuilt	7	16:37.049	35.666	2:18.736	5	197
3	80	Damien EDIS / Melanie SCHLUTER (VIC)	F2	Suzuki Random	7	17:03.680	1:02.297	2:23.971	4	203
4	4	Bruce COLLINS / Peter DEANGELIS (VIC) / Breeze Logistics Australia / Peter DeAngelis	F2	LCR 600	7	17:16.280	1:14.897	2:22.888	7	203
5	16	Darryl RAYNER / Wendy CAMPBELL (NSW)	F2	Shelbourne CBR RR	7	17:17.235	1:15.852	2:21.057	7	209
6	38	John CLANCY / Warren GRUBB (VIC) / Golden Age Homes	F2	Suzuki LCR	7	17:22.441	1:21.058	2:22.673	5	197
7	55	Duncan ROGERS / Rodney BELL (VIC) / Ashburton Service Ctr / Abacus / Affordable Plumbing / DeWith M-sport	F1	LCR GSXR	7	17:25.877	1:24.494	2:23.641	7	188
8	82	Dave BOUGHEN / Lok O'KANE (QLD)	F1	Suzuki GSXR	7	17:31.767	1:30.384	2:22.139	7	195
9	27	Howard FORD / Lee MENZIES (NSW) / Beard Concreting / California Custom Prod. / Lindsay Donai M-cycles	F1	Suzuki GSXR	7	17:36.152	1:34.769	2:25.944	7	190
10	65	Darryl McLEOD / Paul MATTHEWS (WA) / Turn-A-Part Engineering	F2	Suzuki GSXR	7	17:36.317	1:34.934	2:23.320	6	189
11	15	Jeff BROWN / Darren SHELDRIK (NSW) / APW M-cycles / Motul Oils / RK Chains / DJS Tree Services / SDG Moto	F1	BME Suzuki GSXR	7	17:42.579	1:41.196	2:26.160	6	184
12	26	Patrick CLANCY / Steve BONNEY (VIC) / Alton Racing	F2	Shellbourne Honda	7	18:22.690	2:21.307	2:32.426	4	187
13	18	Simon REYNOLDS / Kathryn WARNE (NSW) / Chromaluxe / Custom Wiring & Assem. / Cheveux by Laura / RR Timers	F2	Yamaha YZFR	6	16:46.832	1 Lap	2:39.547	4	165
DNF	5	Richard GOODALE / Scott GOODALE (QLD)	F2	Shelbourne	2	5:37.918	5 Laps	2:36.998	1	184
DNF	888	Beau BEATON / Noel BEARE (NSW/VIC) / KH Equipment		Irving Vincent	0		7 Laps			


Fastest Lap was 2:14.702 by Mick ALTON / Chrissie CLANCY (NSW)

Current race lap record for SCR class - 1:38.896 by Steve ABBOTT / Jamie BIGGS (UK) on a set on 13/11/05

\*\*\* Race reduced from 8 laps to 7 laps prior to start due to earlier time delays \*\*\*

The results are provisional until the end of the time limit for protests and appeals.

  
 Chief Time Keeper - Scott Laing

  
 Clerk of Course - Tom Williams



Computime Race Timing Systems Pty Ltd © 1996  
 Licensed to Computime Race Timing Systems

[www.computime.com.au](http://www.computime.com.au)

COMPUTIME RACE TIMING SYSTEMS PTY LTD





ASBK.COM.AU f t i y

# Round 7 : Phillip Island GP Circuit : October 6 - 8

## HORSELL CONSULTING AUSTRALIAN SIDECAR CHAMPIONSHIP

### Race 2

Date: 08/10/17  
 Event: R09  
 Weather: Shower - 21.9C  
 Track: Wet - Temp: 23.5C

Started at: 12:24:06  
 Laps: 7  
 Starters: 15  
 Printed at: 12:48


### PROVISIONAL LAP TIMES

No	Name	Lap 1	Lap 2	Lap 3	Lap 4	Lap 5	Lap 6	Lap 7
4	Bruce COLLINS / Peter DEANGELIS (VIC)	2:34.569	2:32.100	2:29.744	2:26.388	2:25.302	2:25.289	<u>2:22.888</u>
5	Richard GOODALE / Scott GOODALE (QLD)	<u>2:36.998</u>	3:00.920					
15	Jeff BROWN / Darren SHELDRICK (NSW)	2:40.802	2:36.764	2:33.313	2:31.813	2:27.394	<u>2:26.160</u>	2:26.333
16	Darryl RAYNER / Wendy CAMPBELL (NSW)	2:39.197	2:31.414	2:31.710	2:27.220	2:24.049	2:22.588	<u>2:21.057</u>
18	Simon REYNOLDS / Kathryn WARNE (NSW)	3:03.095	2:44.882	2:45.353	<u>2:39.547</u>	2:42.359	2:51.596	
22	Matthew McKINNON / Brad GORRIE (NSW)	2:36.434	2:23.644	2:20.037	2:20.334	<u>2:18.736</u>	2:19.092	2:18.772
26	Patrick CLANCY / Steve BONNEY (VIC)	2:44.792	2:33.479	2:34.346	<u>2:32.426</u>	2:32.489	2:49.419	2:35.739
27	Howard FORD / Lee MENZIES (NSW)	2:36.181	2:31.250	2:30.692	2:31.385	2:30.993	2:29.707	<u>2:25.944</u>
38	John CLANCY / Warren GRUBB (VIC)	2:44.159	2:32.638	2:27.648	2:25.024	<u>2:22.673</u>	2:26.569	2:23.730
54	Mick ALTON / Chrissie CLANCY (NSW)	2:26.051	<u>2:14.702</u>	2:15.278	2:14.834	2:16.645	2:16.447	2:17.426
55	Duncan ROGERS / Rodney BELL (VIC)	2:33.767	2:33.997	2:29.855	2:29.160	2:29.033	2:26.424	<u>2:23.641</u>
65	Darryl McLEOD / Paul MATTHEWS (WA)	2:42.474	2:35.864	2:35.226	2:28.951	2:24.669	<u>2:23.320</u>	2:25.813
80	Damien EDIS / Melanie SCHLUTER (VIC)	2:32.684	2:26.353	2:26.888	<u>2:23.971</u>	2:24.156	2:24.006	2:25.622
82	Dave BOUGHEN / Lok O'KANE (QLD)	2:40.584	2:34.338	2:32.777	2:27.014	2:27.149	2:27.766	<u>2:22.139</u>

\*\*\* Race reduced from 8 laps to 7 laps prior to start due to earlier time delays \*\*\*

The results are provisional until the end of the time limit for protests and appeals.

  
 Chief Time Keeper - Scott Laing

  
 Clerk of Course - Tom Williams



Computime Race Timing Systems Pty Ltd © 1996  
 Licensed to Computime Race Timing Systems

[www.computime.com.au](http://www.computime.com.au)

COMPUTIME RACE TIMING SYSTEMS PTY LTD





ASBK.COM.AU f t i y

# Round 7 : Phillip Island GP Circuit : October 6 - 8

## HORSELL CONSULTING AUSTRALIAN SIDECAR CHAMPIONSHIP

### Race 2

Date: 08/10/17  
 Event: R09  
 Weather: Shower - 21.9C  
 Track: Wet - Temp: 23.5C

Started at: 12:24:06  
 Laps: 7  
 Starters: 15  
 Printed at: 12:48

### PROVISIONAL SPLIT TIMES

Lap	Split 1	Split 2	Split 3	Split 4	Lap Time	Spd	Lap	Split 1	Split 2	Split 3	Split 4	Lap Time	Spd
<b>4 Bruce COLLINS / Peter DEANGELIS (VIC) (4th)</b>							5	<u>36.150</u>	<u>45.963</u>	33.857	46.389	2:42.359	164
1	41.030	42.106	29.436	41.997	2:34.569	157	6	41.733	49.244	35.283	45.336	2:51.596	129
2	34.457	42.514	30.225	44.904	2:32.100	158	<b>22 Matthew McKINNON / Brad GORRIE (NSW) (2nd)</b>						
3	33.749	43.581	30.273	42.141	2:29.744	184	1	47.529	41.546	28.120	39.239	2:36.434	
4	32.717	42.408	29.266	41.997	2:26.388	190	2	33.411	42.356	28.452	39.425	2:23.644	176
5	32.524	42.775	29.549	40.454	2:25.302	200	3	32.450	<u>40.274</u>	28.214	39.099	2:20.037	182
6	<u>32.451</u>	42.841	29.444	40.553	2:25.289	203	4	32.396	40.651	27.757	39.530	2:20.334	188
7	32.470	<u>41.766</u>	<u>28.336</u>	<u>40.316</u>	<u>2:22.888</u>	201	5	32.042	40.504	27.833	38.357	<u>2:18.736</u>	193
<b>5 Richard GOODALE / Scott GOODALE (QLD) (DNF)</b>							6	32.402	40.324	<u>27.732</u>	38.634	2:19.092	193
1	45.500	<u>43.802</u>	<u>28.174</u>	<u>39.522</u>	<u>2:36.998</u>		7	<u>31.933</u>	40.747	28.129	<u>37.963</u>	2:18.772	197
2	<u>32.888</u>	1:08.204	29.854	49.974	3:00.920	184	<b>26 Patrick CLANCY / Steve BONNEY (VIC) (12th)</b>						
<b>15 Jeff BROWN / Darren SHELDRICK (NSW) (11th)</b>							1	48.114	47.487	<u>30.085</u>	<u>39.106</u>	2:44.792	
1	44.022	44.871	30.487	41.422	2:40.802	137	2	<u>34.772</u>	44.886	32.293	41.528	2:33.479	172
2	36.333	45.222	32.124	43.085	2:36.764	151	3	37.431	44.690	31.186	41.039	2:34.346	144
3	36.871	43.493	31.300	41.649	2:33.313	147	4	36.166	<u>44.333</u>	31.074	40.853	<u>2:32.426</u>	173
4	36.500	43.724	29.996	41.593	2:31.813	163	5	34.844	45.001	31.284	41.360	2:32.489	186
5	35.008	42.665	29.831	39.890	2:27.394	167	6	35.410	1:00.916	31.593	41.500	2:49.419	187
6	34.313	42.188	29.824	<u>39.835</u>	<u>2:26.160</u>	182	7	36.677	45.722	31.167	42.173	2:35.739	156
7	<u>34.253</u>	<u>41.838</u>	<u>29.701</u>	40.541	2:26.333	184	<b>27 Howard FORD / Lee MENZIES (NSW) (9th)</b>						
<b>16 Darryl RAYNER / Wendy CAMPBELL (NSW) (5th)</b>							1	42.690	43.451	29.308	<u>40.732</u>	2:36.181	142
1	44.759	44.741	29.183	40.514	2:39.197	135	2	34.809	43.837	30.948	41.656	2:31.250	159
2	34.054	43.298	31.081	42.981	2:31.414	190	3	35.957	43.577	29.648	41.510	2:30.692	150
3	35.947	43.822	30.007	41.934	2:31.710	170	4	35.903	43.806	29.794	41.882	2:31.385	150
4	34.769	42.538	29.113	40.800	2:27.220	182	5	35.584	43.971	29.637	41.801	2:30.993	157
5	33.686	42.362	28.183	39.818	2:24.049	195	6	35.339	44.322	29.267	40.779	2:29.707	162
6	33.285	42.491	27.972	<u>38.840</u>	2:22.588	200	7	<u>33.181</u>	<u>43.020</u>	<u>28.567</u>	41.176	<u>2:25.944</u>	190
7	<u>32.966</u>	<u>41.306</u>	<u>27.331</u>	39.454	<u>2:21.057</u>	209	<b>38 John CLANCY / Warren GRUBB (VIC) (6th)</b>						
<b>18 Simon REYNOLDS / Kathryn WARNE (NSW) (13th)</b>							1	49.516	42.075	30.661	41.907	2:44.159	
1	59.384	46.074	32.959	44.678	3:03.095		2	35.074	44.318	30.413	42.833	2:32.638	184
2	37.608	49.431	33.478	44.365	2:44.882	156	3	34.835	42.904	29.527	40.382	2:27.648	176
3	39.902	47.435	33.463	44.553	2:45.353	159	4	34.150	41.951	28.346	40.577	2:25.024	183
4	37.365	46.260	<u>32.897</u>	<u>43.025</u>	<u>2:39.547</u>	165	5	33.799	<u>40.714</u>	28.028	40.132	<u>2:22.673</u>	187

*Scott Laing*  
 Chief Time Keeper - Scott Laing

*Tom Williams*  
 Clerk of Course - Tom Williams



Computime Race Timing Systems Pty Ltd © 1996  
 Licensed to Computime Race Timing Systems

[www.computime.com.au](http://www.computime.com.au)

COMPUTIME RACE TIMING SYSTEMS PTY LTD





ASBK.COM.AU f t i y

## Round 7 : Phillip Island GP Circuit : October 6 - 8

### HORSELL CONSULTING AUSTRALIAN SIDECAR CHAMPIONSHIP

#### Race 2

Date: 08/10/17  
 Event: R09  
 Weather: Shower - 21.9C  
 Track: Wet - Temp: 23.5C

Started at: 12:24:06  
 Laps: 7  
 Starters: 15  
 Printed at: 12:48

#### PROVISIONAL SPLIT TIMES

Lap	Split 1	Split 2	Split 3	Split 4	Lap Time	Spd	Lap	Split 1	Split 2	Split 3	Split 4	Lap Time	Spd	
6	<b>33.498</b>	45.662	<b>27.923</b>	<b>39.486</b>	2:26.569	194	4	35.496	42.617	29.981	40.857	2:28.951	164	
7	34.277	41.671	28.230	39.552	2:23.730	197	5	33.993	<b>41.764</b>	<b>28.808</b>	40.104	2:24.669	179	
							6	<b>33.037</b>	42.166	28.970	<b>39.147</b>	<b>2:23.320</b>	189	
							7	33.368	42.991	29.379	40.075	2:25.813	181	
<b>54</b>	<b>Mick ALTON / Chrissie CLANCY (NSW) (1st)</b>													
1	43.305	39.973	26.470	<b>36.303</b>	2:26.051									
2	31.980	39.585	25.940	37.197	<b>2:14.702</b>	203	<b>80</b>	<b>Damien EDIS / Melanie SCHLUTER (VIC) (3rd)</b>						
3	32.269	39.269	26.501	37.239	2:15.278	193	1	41.785	42.565	<b>28.184</b>	40.150	2:32.684	169	
4	31.858	39.892	<b>25.734</b>	37.350	2:14.834	200	2	32.618	42.570	28.781	42.384	2:26.353	190	
5	<b>31.788</b>	40.445	26.821	37.591	2:16.645	198	3	34.468	42.716	29.178	40.526	2:26.888	184	
6	32.242	<b>39.127</b>	26.737	38.341	2:16.447	190	4	32.963	42.589	28.416	<b>40.003</b>	<b>2:23.971</b>	200	
7	32.854	39.949	26.632	37.991	2:17.426	190	5	<b>32.562</b>	42.467	28.547	40.580	2:24.156	203	
							6	32.835	<b>42.038</b>	28.709	40.424	2:24.006	203	
							7	33.187	42.886	28.880	40.669	2:25.622	202	
<b>55</b>	<b>Duncan ROGERS / Rodney BELL (VIC) (7th)</b>													
1	40.938	41.955	28.990	41.884	2:33.767	152	<b>82</b>	<b>Dave BOUGHEN / Lok O'KANE (QLD) (8th)</b>						
2	35.659	44.661	30.695	42.982	2:33.997	153	1	42.273	44.743	30.709	42.859	2:40.584	147	
3	36.118	43.752	28.797	41.188	2:29.855	151	2	35.208	45.075	31.447	42.608	2:34.338	158	
4	35.056	43.460	29.532	41.112	2:29.160	168	3	36.239	43.857	31.003	41.678	2:32.777	155	
5	34.776	44.600	29.253	40.404	2:29.033	174	4	34.538	42.865	29.507	40.104	2:27.014	169	
6	34.456	42.936	28.950	40.082	2:26.424	181	5	33.963	43.015	29.745	40.426	2:27.149	169	
7	<b>33.882</b>	<b>41.774</b>	<b>28.366</b>	<b>39.619</b>	<b>2:23.641</b>	188	6	34.700	43.861	28.710	40.495	2:27.766	162	
							7	<b>32.458</b>	<b>41.579</b>	<b>28.111</b>	<b>39.991</b>	<b>2:22.139</b>	195	
<b>65</b>	<b>Darryl McLEOD / Paul MATTHEWS (WA) (10th)</b>													
1	45.282	44.580	30.719	41.893	2:42.474	135								
2	36.223	45.258	31.299	43.084	2:35.864	150								
3	37.845	45.062	31.065	41.254	2:35.226	140								

\*\*\* Race reduced from 8 laps to 7 laps prior to start due to earlier time delays \*\*\*

The results are provisional until the end of the time limit for protests and appeals.

*Scott Laing*  
 Chief Time Keeper - Scott Laing

*Tom Williams*  
 Clerk of Course - Tom Williams



Computime Race Timing Systems Pty Ltd © 1996  
 Licensed to Computime Race Timing Systems

[www.computime.com.au](http://www.computime.com.au)

COMPUTIME RACE TIMING SYSTEMS PTY LTD



ASBK.COM.AU f t i y

# Round 7 : Phillip Island GP Circuit : October 6 - 8

## HORSELL CONSULTING AUSTRALIAN SIDECAR CHAMPIONSHIP

### Race 2

Started at: 12:24:06

Laps: 7

Starters: 15

Printed at: 12:48

Date: 08/10/17  
 Event: R09  
 Weather: Shower - 21.9C  
 Track: Wet - Temp: 23.5C

### PROVISIONAL FASTEST LAPS SEQUENCE

Lap	Race Pos	No	Name	Machine	Fastest Lap	On Lap
1	1	54	Mick ALTON / Chrissie CLANCY (NSW)	Suzuki LCR	2:26.051	1
2	1	54	Mick ALTON / Chrissie CLANCY (NSW)	Suzuki LCR	2:14.702	2

\*\*\* Race reduced from 8 laps to 7 laps prior to start due to earlier time delays \*\*\*

The results are provisional until the end of the time limit for protests and appeals.

*Scott Laing*  
 Chief Time Keeper - Scott Laing

*Tom Williams*  
 Clerk of Course - Tom Williams



Computime Race Timing Systems Pty Ltd © 1996  
 Licensed to Computime Race Timing Systems

[www.computime.com.au](http://www.computime.com.au)

COMPUTIME RACE TIMING SYSTEMS PTY LTD



ASBK.COM.AU f t i y

# Round 7 : Phillip Island GP Circuit : October 6 - 8

## HORSELL CONSULTING AUSTRALIAN SIDECAR CHAMPIONSHIP

### Race 2

Date: 08/10/17  
 Event: R09  
 Weather: Shower - 21.9C  
 Track: Wet - Temp: 23.5C

Started at: 12:24:06  
 Laps: 7  
 Starters: 15  
 Printed at: 12:48

### PROVISIONAL LAP SHEET

No	Lap Time	Gap	No	Lap Time	Gap	No	Lap Time	Gap	No	Lap Time	Gap
<b>Lap 1</b>			65	2:35.864	37.585	65	2:28.951	1:11.65	27	2:29.707	1:26.25
54	2:26.051		5	3:00.920	57.165	15	2:31.813	1:11.82	65	2:23.320	1:26.54
80	2:32.684	6.633	18	2:44.882	1:07.22	26	2:32.426	1:14.17	15	2:26.160	1:32.28
55	2:33.767	7.716	<b>Lap 3</b>			18	2:39.547	2:02.01	26	2:49.419	2:02.99
4	2:34.569	8.518	54	2:15.278		<b>Lap 5</b>			<b>Lap 7</b>		
27	2:36.181	10.130	22	2:20.037	24.084	54	2:16.645		54	2:17.426	
22	2:36.434	10.383	80	2:26.888	29.894	22	2:18.736	31.675	22	2:18.772	35.666
5	2:36.998	10.947	4	2:29.744	40.382	80	2:24.156	46.542	18	2:51.596	1 lap
16	2:39.197	13.146	55	2:29.855	41.588	4	2:25.302	1:00.59	80	2:25.622	1:02.29
82	2:40.584	14.533	27	2:30.692	42.092	38	2:22.673	1:04.63	4	2:22.888	1:14.89
15	2:40.802	14.751	16	2:31.710	46.290	16	2:24.049	1:06.08	16	2:21.057	1:15.85
65	2:42.474	16.423	38	2:27.648	48.414	55	2:29.033	1:08.30	38	2:23.730	1:21.05
38	2:44.159	18.108	82	2:32.777	51.668	27	2:30.993	1:12.99	55	2:23.641	1:24.49
26	2:44.792	18.741	15	2:33.313	54.848	82	2:27.149	1:14.35	82	2:22.139	1:30.38
18	3:03.095	37.044	26	2:34.346	56.586	65	2:24.669	1:19.67	27	2:25.944	1:34.76
<b>Lap 2</b>			65	2:35.226	57.533	15	2:27.394	1:22.57	65	2:25.813	1:34.93
54	2:14.702		18	2:45.353	1:37.29	26	2:32.489	1:30.02	15	2:26.333	1:41.19
80	2:26.353	18.284	<b>Lap 4</b>			<b>Lap 6</b>			26	2:35.739	2:21.30
22	2:23.644	19.325	54	2:14.834		54	2:16.447				
4	2:32.100	25.916	22	2:20.334	29.584	18	2:42.359	1 lap			
27	2:31.250	26.678	80	2:23.971	39.031	22	2:19.092	34.320			
55	2:33.997	27.011	4	2:26.388	51.936	80	2:24.006	54.101			
16	2:31.414	29.858	55	2:29.160	55.914	4	2:25.289	1:09.43			
82	2:34.338	34.169	38	2:25.024	58.604	16	2:22.588	1:12.22			
38	2:32.638	36.044	27	2:31.385	58.643	38	2:26.569	1:14.75			
15	2:36.764	36.813	16	2:27.220	58.676	55	2:26.424	1:18.27			
26	2:33.479	37.518	82	2:27.014	1:03.84	82	2:27.766	1:25.67			

\*\*\* Race reduced from 8 laps to 7 laps prior to start due to earlier time delays \*\*\*

The results are provisional until the end of the time limit for protests and appeals.

*Scott Laing*  
 Chief Time Keeper - Scott Laing

*Tom Williams*  
 Clerk of Course - Tom Williams



Computime Race Timing Systems Pty Ltd © 1996  
 Licensed to Computime Race Timing Systems

[www.computime.com.au](http://www.computime.com.au)

COMPUTIME RACE TIMING SYSTEMS PTY LTD



ASBK.COM.AU f t i y

# Round 7 : Phillip Island GP Circuit : October 6 - 8

## HORSELL CONSULTING AUSTRALIAN SIDECAR CHAMPIONSHIP

### Race 2

Started at: 12:24:06

Laps: 7

Starters: 15

Printed at: 12:48

Date: 08/10/17  
 Event: R09  
 Weather: Shower - 21.9C  
 Track: Wet - Temp: 23.5C

### PROVISIONAL LAP CHART

Grid	1	2	3	4	5	6	7
55	54	54	54	54	54	54	54
82	80	80	22	22	22	22	22
888	55	22	80	80	80	80	80
54	4	4	4	4	4	4	4
27	27	27	55	55	38	16	16
4	22	55	27	38	16	38	38
22	5	16	16	27	55	55	55
38	16	82	38	16	27	82	82
16	82	38	82	82	82	27	27
15	15	15	15	65	65	65	65
5	65	26	26	15	15	15	15
26	38	65	65	26	26	26	26
331	26	5	18	18	18	18	
65	18	18					
18							
80							

\*\*\* Race reduced from 8 laps to 7 laps prior to start due to earlier time delays \*\*\*

The results are provisional until the end of the time limit for protests and appeals.

*Scott Laing*  
 Chief Time Keeper - Scott Laing

*Tom Williams*  
 Clerk of Course - Tom Williams



Computime Race Timing Systems Pty Ltd © 1996  
 Licensed to Computime Race Timing Systems

[www.computime.com.au](http://www.computime.com.au)

COMPUTIME RACE TIMING SYSTEMS PTY LTD





ASBK.COM.AU f t i y

## Round 7 : Phillip Island GP Circuit : October 6 - 8

### SIDECARS PROVISIONAL SERIES POINTS

#### SIDECARS - OVERALL

Pos	Name	Rnd 1 Wint	Rnd 2 MP	Rnd 3 SMSP	Rnd 4 Pole	Rnd 4 Race 1	Rnd 4 Race 2	Total
1	Dave BOUGHEN / Lok O'KANE (QLD)	51	65	75	0	25	13	229
2	Howard FORD / Lee MENZIES (NSW)	68	64	40	0	17	12	201
3	Jeff BROWN / Darren SHELDRIK (NSW)	44	49	51	0	0	10	154
4	Mick ALTON / Chrissie CLANCY (NSW)	43	0	55	0	15	25	138
5	Bruce COLLINS / Peter DEANGELIS (VIC)	48	0	48	0	18	17	131
6	Jero JOYCE / Corey BLACKMAN (WA)	66	61	1	0	0	0	128
7	Matthew MCKINNON / Brad GORRIE (NSW)	37	0	44	0	14	20	115
8	Darryl McLEOD / Paul MATTHEWS (WA)	31	35	30	0	6	11	113
9	John CLANCY / Warren GRUBB (VIC)	11	0	36	0	11	15	73
10	Darryl RAYNER / Wendy CAMPBELL (NSW)	0	0	41	0	13	16	70
11	Richard GOODALE / Scott GOODALE (QLD)	26	0	26	0	12	0	64
12	Terry GOLDIE / Jamie CRASS (VIC)	56	0	0	0	0	0	56
13	Daniel KEPPELL / Matty MORGAN (QLD)	0	50	0	0	0	0	50
14	Simon REYNOLDS / Kathryn WARNE (NSW)	22	0	11	0	7	8	48
15	Dave BUXTON / Cameron BELL (QLD)	0	45	0	0	0	0	45
16	Keith HOARE / Dianne BOUGHEN (QLD)	0	39	0	0	0	0	39
17	Duncan ROGERS / Rodney BELL (VIC)	0	0	0	1	20	14	35
18	Doug CHIVAS / Scobie BREEN (NSW)	0	0	31	0	0	0	31
19	Andrew PHILLIPS / Barry MARTIN (QLD)	0	30	0	0	0	0	30
20	John MOORHEAD / Clive CHARTERS (QLD)	0	30	0	0	0	0	30
21	Wesley BALDRY / Stephen FORD (QLD)	0	27	0	0	0	0	27
22	Peter SEARLE / Phil BROWN (QLD)	0	24	0	0	0	0	24
23	Damien HOARE / Alice TORR (QLD)	0	23	0	0	0	0	23

*Scott Laing*  
Chief Time Keeper - Scott Laing

*Tom Williams*  
Clerk of Course - Tom Williams



Computime Race Timing Systems Pty Ltd © 1996  
Licensed to Computime Race Timing Systems

[www.computime.com.au](http://www.computime.com.au)

COMPUTIME RACE TIMING SYSTEMS PTY LTD







ASBK.COM.AU f t i y

## Round 7 : Phillip Island GP Circuit : October 6 - 8

### SIDECARS PROVISIONAL SERIES POINTS

#### SIDECARS - OVERALL

Pos	Name	Rnd 1 Wint	Rnd 2 MP	Rnd 3 SMSP	Rnd 4 Pole	Rnd 4 Race 1	Rnd 4 Race 2	Total
24	Kelly BADRICK / Andrew KELLY (QLD)	0	23	0	0	0	0	23
25	Patrick CLANCY / Steve BONNEY (VIC)	0	0	0	0	10	9	19
26	Damien EDIS / Melanie SCHLUTER (VIC)	0	0	0	0	0	18	18
27	Des HARVEY / Gary CUSHNAHAN (WA)	0	0	18	0	0	0	18
28	Joseph TUPPEN / Ted TUPPEN (QLD)	0	17	0	0	0	0	17
29	Beau BEATON / Noel BEARE (NSW/VIC)	0	0	0	0	16	0	16
30	Murray STRONACH / Steve MARSHALL (WA)	0	0	15	0	0	0	15
31	Damien EDIS / Melissa FOOT (VIC)	0	0	0	0	9	0	9
32	John WORMALD / Daryl SKEWES (QLD)	0	9	0	0	0	0	9
33	Trevor NORRSTROM / Amanda WILLIAMS (VIC)	0	0	0	0	8	0	8

#### SIDECARS - F2

Pos	Name	Rnd 1 Wint	Rnd 2 MP	Rnd 3 SMSP	Rnd 4 Pole	Rnd 4 Race 1	Rnd 4 Race 2	Total
1	Darryl McLEOD / Paul MATTHEWS (WA)	45	70	40	0	11	14	180
2	Mick ALTON / Chrissie CLANCY (NSW)	54	0	76	1	20	25	176
3	Bruce COLLINS / Peter DEANGELIS (VIC)	61	0	60	0	25	17	163
4	Matthew McKINNON / Brad GORRIE (NSW)	49	0	54	0	18	20	141
5	John CLANCY / Warren GRUBB (VIC)	15	0	46	0	15	15	91
6	Darryl RAYNER / Wendy CAMPBELL (NSW)	0	0	51	0	17	16	84
7	Richard GOODALE / Scott GOODALE (QLD)	34	1	32	0	16	0	83
8	Terry GOLDIE / Jamie CRASS (VIC)	75	0	0	0	0	0	75
9	Andrew PHILLIPS / Barry MARTIN (QLD)	0	65	0	0	0	0	65
10	Doug CHIVAS / Scobie BREEN (NSW)	0	0	41	0	0	0	41
11	Simon REYNOLDS / Kathryn WARNE (NSW)	0	0	15	0	12	12	39

  
Chief Time Keeper - Scott Laing

  
Clerk of Course - Tom Williams



Computime Race Timing Systems Pty Ltd © 1996  
Licensed to Computime Race Timing Systems

[www.computime.com.au](http://www.computime.com.au)

COMPUTIME RACE TIMING SYSTEMS PTY LTD





ASBK.COM.AU f t i y

## Round 7 : Phillip Island GP Circuit : October 6 - 8

### SIDECARS

### PROVISIONAL SERIES POINTS

**SIDECARS - F2**

Pos	Name	Rnd 1 Wint	Rnd 2 MP	Rnd 3 SMSP	Rnd 4 Pole	Rnd 4 Race 1	Rnd 4 Race 2	Total
12	Patrick CLANCY / Steve BONNEY (VIC)	0	0	0	0	14	13	27
13	Damien EDIS / Melanie SCHLUTER (VIC)	0	0	0	0	0	18	18
14	Joseph TUPPEN / Ted TUPPEN (QLD)	0	18	0	0	0	0	18
15	Damien EDIS / Melissa FOOT (VIC)	0	0	0	0	13	0	13

*Scott Laing*

Chief Time Keeper - Scott Laing

*Tom Williams*

Clerk of Course - Tom Williams



Computime Race Timing Systems Pty Ltd © 1996  
Licensed to Computime Race Timing Systems

[www.computime.com.au](http://www.computime.com.au)

**COMPUTIME RACE TIMING SYSTEMS PTY LTD**

